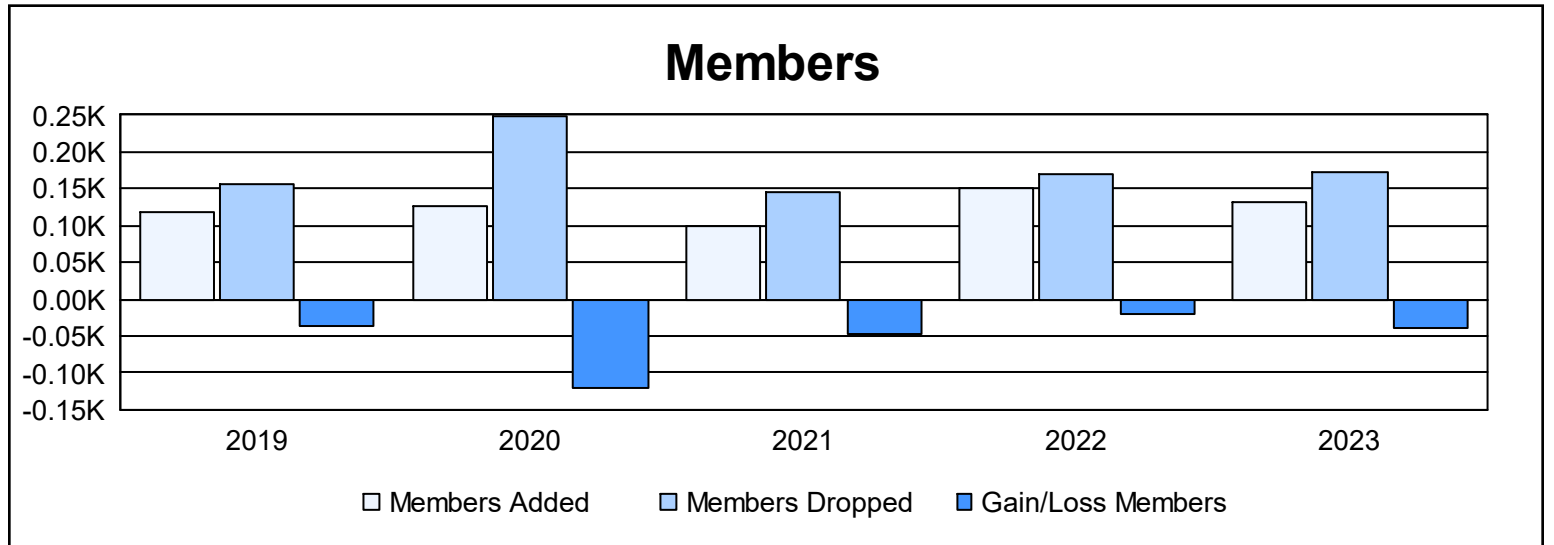
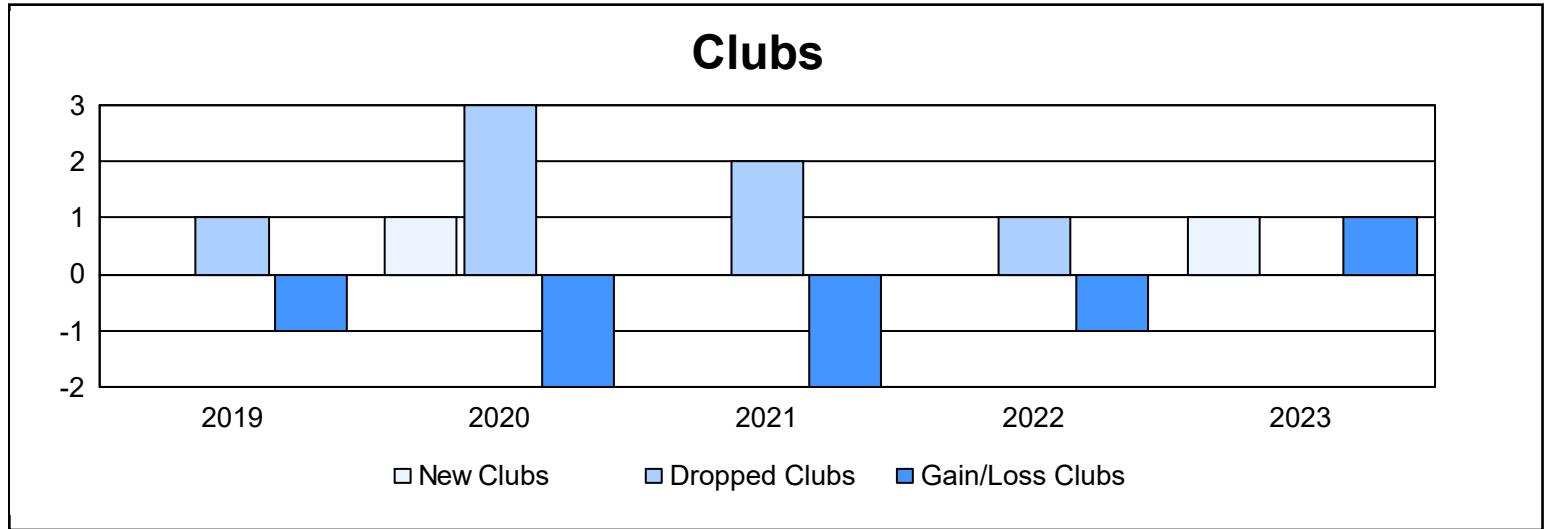
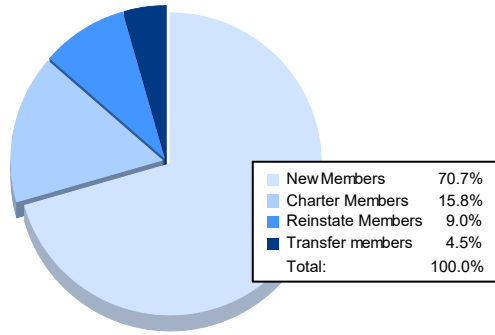


Year	New Clubs	Dropped Clubs	Gain/ Loss Clubs	New Members	Charter Members	Reinstate Members	Transfer Members	Total Member Added	Total Members Dropped	Gain/ Loss Members
2018-2019	0	1	-1	108	0	4	7	119	156	-37
2019-2020	1	3	-2	85	24	9	9	127	248	-121
2020-2021	0	2	-2	82	3	1	13	99	146	-47
2021-2022	0	1	-1	120	0	24	7	151	171	-20
2022-2023	1	0	1	94	21	12	6	133	173	-40
<b>Average</b>	<b>0</b>	<b>1</b>	<b>-1</b>	<b>98</b>	<b>10</b>	<b>10</b>	<b>8</b>	<b>126</b>	<b>179</b>	<b>-53</b>



### Membership Composition June 2023 Cumulative



### Gender Composition June 2023 Cumulative

